

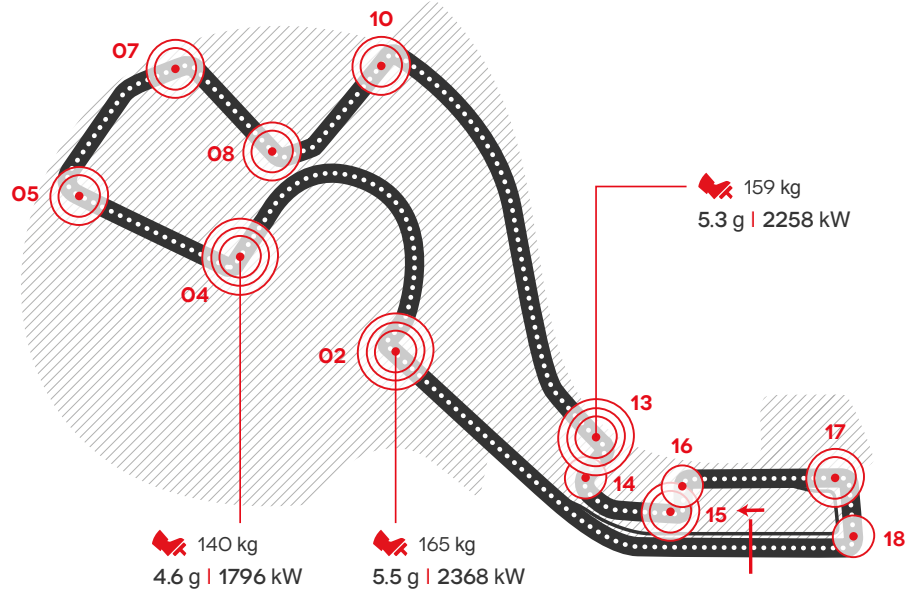
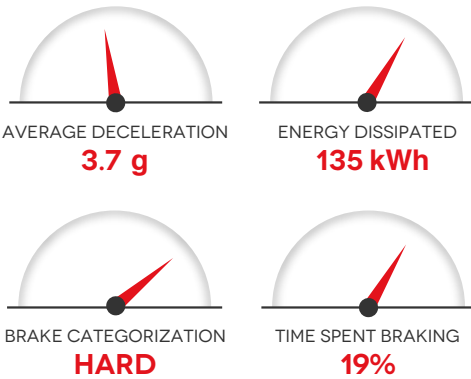


# F1 | BRAKE CIRCUIT IDENTITY CARDS

2016 FORMULA 1  
RUSSIAN GRAND PRIX

**29 APR-01 MAY 2016**

## SOCHI AUTODROM



### CIRCUIT DATA

**Length: 5,848 m**  
**Number of laps: 53**  
**Number of brake zones/lap: 12**

### COMMENT

Sochi is not one of the most challenging circuits for the braking system, even if the management of the friction material temperature is the key to managing the race with the guarantee of consistent performance and controlled wear. The most critical aspect, with regard to the braking system, is linked to the correct sizing of air intakes that ensure the optimum operating temperature for the brakes.

**\* Turn 02 is considered the most demanding for the braking system.**

#### 02\*

Initial speed	325	(Km/h)
Final speed	99	(Km/h)
Stopping distance	128	(m)
Braking time	1.40	(sec)
Maximum deceleration	5.5	(g)
Maximum pedal load	165	(Kg)
Braking power	2368	(Kw)

#### 04

Initial speed	292	(Km/h)
Final speed	116	(Km/h)
Stopping distance	99	(m)
Braking time	1.15	(sec)
Maximum deceleration	4.6	(g)
Maximum pedal load	140	(Kg)
Braking power	1796	(Kw)

#### 05

Initial speed	280	(Km/h)
Final speed	121	(Km/h)
Stopping distance	97	(m)
Braking time	1.15	(sec)
Maximum deceleration	4.3	(g)
Maximum pedal load	133	(Kg)
Braking power	1610	(Kw)

#### 07

Initial speed	273	(Km/h)
Final speed	125	(Km/h)
Stopping distance	87	(m)
Braking time	1.08	(sec)
Maximum deceleration	4.2	(g)
Maximum pedal load	119	(Kg)
Braking power	1344	(Kw)

#### 08

Initial speed	251	(Km/h)
Final speed	129	(Km/h)
Stopping distance	81	(m)
Braking time	1.04	(sec)
Maximum deceleration	3.7	(g)
Maximum pedal load	113	(Kg)
Braking power	1197	(Kw)

#### 10

Initial speed	268	(Km/h)
Final speed	115	(Km/h)
Stopping distance	94	(m)
Braking time	1.15	(sec)
Maximum deceleration	4.1	(g)
Maximum pedal load	124	(Kg)
Braking power	1449	(Kw)

#### 13

Initial speed	319	(Km/h)
Final speed	106	(Km/h)
Stopping distance	124	(m)
Braking time	1.37	(sec)
Maximum deceleration	5.3	(g)
Maximum pedal load	159	(Kg)
Braking power	2258	(Kw)

#### 14


Initial speed	144	(Km/h)
Final speed	123	(Km/h)
Stopping distance	18	(m)
Braking time	0.70	(sec)
Maximum deceleration	1.8	(g)
Maximum pedal load	42	(Kg)
Braking power	182	(Kw)

#### 15

Initial speed	230	(Km/h)
Final speed	102	(Km/h)
Stopping distance	83	(m)
Braking time	1.10	(sec)
Maximum deceleration	3.2	(g)
Maximum pedal load	100	(Kg)
Braking power	961	(Kw)

#### 16

Initial speed	132	(Km/h)
Final speed	116	(Km/h)
Stopping distance	18	(m)
Braking time	0.70	(sec)
Maximum deceleration	1.6	(g)
Maximum pedal load	41	(Kg)
Braking power	127	(Kw)

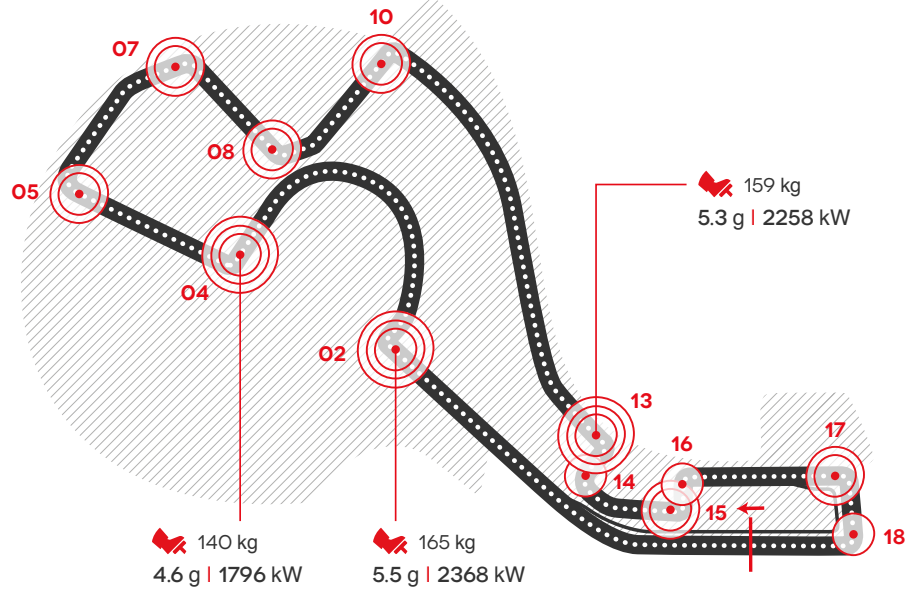


# F1 | BRAKE CIRCUIT IDENTITY CARDS

2016 FORMULA 1  
RUSSIAN GRAND PRIX

**29 APR-01 MAY 2016**

## SOCHI AUTODROM



17		
Initial speed	271	(Km/h)
Final speed	109	(Km/h)
Stopping distance	102	(m)
Braking time	1.23	(sec)
Maximum deceleration	4.1	(g)
Maximum pedal load	127	(Kg)
Braking power	1483	(Kw)

18		
Initial speed	189	(Km/h)
Final speed	98	(Km/h)
Stopping distance	65	(m)
Braking time	0.98	(sec)
Maximum deceleration	2.4	(g)
Maximum pedal load	76	(Kg)
Braking power	521	(Kw)

### CIRCUIT DATA

**Length: 5,848 m**  
**Number of laps: 53**  
**Number of brake zones/lap: 12**

### COMMENT

Sochi is not one of the most challenging circuits for the braking system, even if the management of the friction material temperature is the key to managing the race with the guarantee of consistent performance and controlled wear. The most critical aspect, with regard to the braking system, is linked to the correct sizing of air intakes that ensure the optimum operating temperature for the brakes.

**\* Turn 02 is considered the most demanding for the braking system.**